



महाराष्ट्र विद्युत नियामक आयोग
Maharashtra Electricity Regulatory Commission

Ref. No. MERC/FAC/2021-22/E-Letter

Date: 13 August, 2021

To,
The General Manager
The Brihanmumbai Electric Supply and Transport Undertaking
BEST Bhavan, BEST Marg
Post Box No. 192
Mumbai 400 001.

Subject: Prior Approval of Fuel Adjustment Charges (FAC) for the month of May, 2021.

Reference:

1. Submission dated 02 July, 2021 for prior approval of FAC for May, 2021.
2. Data gaps vide email dated 4 July 2021.
3. BEST Undertaking's complete submission received on 6 July, 2021.

Sir,

Upon vetting the FAC calculations for the month of May, 2021 as mentioned in the above reference, the Commission has accorded approval for FAC of **Rs. (18.07) Crore** to its consumers as shown in the table below:

Month	FAC Amount (Rs. Crore)
May 2021	0 (Zero)

The Commission allows the accumulation of FAC amount of **Rs. (316.28) Crore** which shall form part of FAC Fund and shall be carried forward to next FAC billing cycle with holding cost as per the Order dated 30 March, 2020 in Case No 324 of 2019. Further, as directed in the said Order, BEST Undertaking shall maintain the monthly account of FAC Fund and upload it on its website to maintain transparency of FAC Fund and also for information of all the stakeholders.

Yours faithfully,

(Prafulla Varhade)
Director (EE)

Encl: Annexure A: Detailed Vetting Report for the month of May, 2021.



PRIOR APPROVAL FOR FAC CHARGES FOR THE MONTH OF MAY 2021

Subject: Prior Approval of Fuel Adjustment Charges (FAC) submission of BEST Undertaking for the month of May, 2021.

Reference:

1. FAC submission dated 02 July, 2021 by BEST Undertaking for prior approval of FAC for the month of May, 2021.
2. Data gaps communicated to BEST Undertaking vide email dated 4 July 2021.
3. BEST Undertaking's complete submission received on 6 July, 2021.

1. FAC submission by BEST Undertaking:

1.1 BEST Undertaking ('BEST') has submitted FAC submissions for the months of May, 2021 as referred above. Upon vetting the FAC calculations, taking cognizance of all the submissions furnished by BEST against the data gaps issued, the Commission has accorded prior approval to BEST for negative FAC amount of Rs. 18.07 Crore. The approved FAC amount shall form part of FAC Fund and shall be carried forward to next FAC billing cycle with holding cost as per the Order dated 30 March, 2020 in Case No 324 of 2019 (herein after referred to as "Tariff Order").

2. Background

2.1 On 30 March, 2020, the Commission has issued Tariff Order for BEST (Case No.324 of 2019) for True-up of FY 2017-18 and FY 2018-19, provisional Truing-up for FY 2019-20, and Aggregate Revenue Requirement and Tariff for FY 2020-21 to FY 2024-25. Revised Tariff has been made applicable from 1 April, 2021.

2.2 In the Tariff Order, the Commission has stipulated methodology of levying FAC as follows:

"8.2.15 Stabilising variation in consumer bill on account of FAC

.....

8.2.15.4 Therefore, using its powers for Removing Difficulty under Regulation 106 of the MYT Regulations, 2019, the Commission is making following changes in the FAC mechanism specified under Regulation 10 of the MYT Regulations, 2019:

a. Distribution Licensee shall undertake computation of monthly FAC as per Regulation



10 of the MYT Regulations, 2019 except for treatment to be given to negative FAC as follows:

(i) Negative FAC amount shall be carried forward to the next FAC billing cycle with holding cost;

(ii) Such carried forward negative FAC shall be adjusted against FAC amount for the next month and balance negative amount shall be carried forward to subsequent month with holding cost;

(iii) Such carry forward of negative FAC shall be continued till the accumulated negative FAC becomes 20% of monthly tariff revenue approved by the Commission in Tariff Order. In case of BEST, such limit shall be Rs. 59 Crore. Any accumulated amount above such limit shall be refunded to consumers through FAC mechanism;

(iv) In case such FAC Fund is yet to be generated or such generated fund is not sufficient to adjust against FAC computed for given month, then Distribution Licensee can levy such amount to the consumers through FAC mechanism.

8.2.15.5 In order to maintain transparency in management and use of such FAC Fund, the Distribution Licensee shall maintain monthly account of such FAC fund and upload it on its website for information of stakeholders. Further, till date, the Distribution Licensees have been levying FAC up to the prescribed limit of 20% of variable component of tariff without prior approval in accordance with the MYT Regulations, 2015, and submitting the FAC computations on a quarterly basis within 60 days of the close of each quarter, for post facto approval. However, as the Commission has created a FAC fund as stated above to address the increase in fuel prices and power purchase costs, the Commission has modified the FAC mechanism such that the Distribution Licensees shall submit the FAC computations on a monthly basis for prior approval, irrespective of whether FAC is chargeable in a month or whether some amount is accruing to the Fund on account of negative FAC.

8.2.15.6 The details of the FAC as per the Regulations, shall be submitted by the 15th of the every month prior to the month in which the FAC is proposed to be levied and the Commission will endeavour to decide on the same within 10 days so that the same can be levied from the 1st of the subsequent month. This prior approval will facilitate the addressing of any difficulties that may arise in giving effect to this fund. All the details will be submitted by the Distribution Licensee as is being done for approval of FAC on post facto basis. Thus, the FAC to the consumers shall now be levied with prior approval of the Commission”

- 2.3 Vide its letter dated 20 April, 2020, the Commission communicated the excel formats along with the checklist to file FAC submissions for prior approval to all Distribution Licensees. The Commission also directed all Distribution Licensees to file FAC submissions by 15th of every month prior to the month for which the FAC is proposed to



be levied for prior approval.

- 2.4 Accordingly, BEST has filed FAC submissions for the month of May, 2021 for prior approval of the Commission. The Commission has scrutinized the submissions provided by BEST and has also verified the fuel and power purchase bills provided along with its submissions.

3. Energy Sales of the Licensee

- 3.1 The net energy sales within licence area as submitted by BEST in the FAC submission and as approved by the Commission are as shown in the table below:

Table 1: Energy Sales Approved and Actual for the Month of May 2021 (MUs)

Consumer Category	Approved by the Commission (MU)	Monthly Approved* (MU)	Actual Sales
	(I)	(II=I/12)	May, 2021 (MU)
	(I)	(II=I/12)	(III)
HT I- Industry	156.66	13.06	12.54
HT II - Commercial	286.41	23.87	14.71
HT III - Group Housing Society (Residential)	30.63	2.55	2.90
HT IV – Railways/Metro/Monorail	2.14	0.18	0.21
HT V - Public Services			
a) Govt. Edu. Inst. & Hospitals	26.57	2.21	2.37
b) Others	196.57	16.38	16.71
HT-VI EV Charging Stations	-	-	-
Total HT Sales	698.99	58.25	49.44
LT I (A)- Residential (BPL)	0.07	0.01	0.00
LT I (B)- Residential	2,102.61	175.22	199.05
LT II - LT Commercial			
(A)- upto 20 kW	927.29	77.27	46.72
(B) >20 kW and <50 kW	211.04	17.59	9.94
(C) - 50 kW	369.84	30.82	20.49
LT III (A) - Industry < 20 kW	43.21	3.60	7.10
LT III (B) - Industry > 20 kW	90.27	7.52	5.29
LT IV - Public Services		-	
a) Govt. Edu. Inst. & Hospitals	56.14	4.68	4.71
b) Others	183.95	15.33	13.30
LT V(A) – Agriculture Pumpsets	-	-	-
LT V(B) – Agriculture Others	-	-	-
LT VI - EV Charging Stations	0.37	0.03	0.70
Total LT Sales	3,984.80	332.07	307.29
Total	4,683.78	390.32	356.73

*- Monthly approved sales is derived based on average of annual sales for comparison purpose.



- 3.2 **With respect to sales submitted by BEST as per Guidelines dated 19 May 2021, it is observed that the actual sales for the month of May 2021 is 356.73 MU which is lower by 8.60% as compared to the approved energy sales of 390.32 MU.** With respect to the consumption, HT category consumption is 49.44 MU which is on a lower side by 15.12% compared to approved monthly HT energy sales of 58.25 MU and the reduction has been noticed by 7.46% on LT side whereby the actual sales is 307.29 MU as compared to approved monthly LT energy sales of 332.07 MU. The major variation was observed across various categories in view of lower sales. Also, HT - Group Housing Society (Residential), HT – Railways, HT – Public Services (Govt. Edu. Inst. & Hospitals), LT-Residential, LT Industrial (below 20 KW load), LT – Public Services (Govt. Edu. Inst. & Hospitals) and LT EV Charging Station category have witnessed sales higher than the approved monthly sales.
- 3.3 BEST has also submitted the data providing actual billing and estimated billing undertaken for the calculation of total energy consumption for the month of May 2021. BEST further submitted the number of actual and estimated meter readings undertaken for the month of May 2021 as shown below:

Table 2: No. of Meters reading on actual and estimated basis for May 2021

Sr. No.	Particulars	No. of Meters for which <u>actual</u> meter reading is done either manually or through AMR	No. of Meters for which meter reading are <u>estimated</u> .	Total Meters
1	HT	190	0	190
2	LT	1012155	32525	1044680
	Total	1012345	32525	1044870
	%	97%	3%	100%

- 3.4 Accordingly, the Commission has also analysed the comparison of estimated sales and sales based on actual meter reading for last 6 months and it was observed that though the assessed sales percentage has been reducing gradually and is constant around 1% from September 2021 to February 2021, the same has increased by 2% from March 2021 onwards.

Table 3: Actual and Estimated Sales of past 6 months

Particulars	Dec -20	Jan-21	Feb-21	Mar-21	April -21	May 21
Actual – MUs	303.02	281.04	300.36	362.88	348.98	349.49
Estimated - MUs	3.50	2.49	2.38	6.38	6.63	7.24
Total	306.51	283.52	302.74	369.27	355.61	356.73
% sales based on Estimated Reading	1%	1%	1%	2%	2%	2%

- 3.5 **As per the data, the 100% of HT billing is undertaken on actual basis due to Automatic Meter Reading (AMR) in place whereas under LT category, the billing of about 96.89% is undertaken as per actual meter readings and balance 3.11% is still assessed on an estimated basis.** Also, with respect to consumption, under LT



Category, about 97.97% consumption is undertaken as per actual meter readings and balance 2.03% is still assessed on an estimated basis.

- 3.6 BEST has stated that due to sharp rise in number of COVID-19 cases in the Mumbai city from March 2021 onwards, it has resulted into sealing of number of premises which hampered access to meter cabins and hence the meters could not be read in such cases resulting in increase in estimated billing case. The Commission notes the submission made by BEST on estimated sales.
- 3.7 Further, comparison of sales of April to May 2021 as compared to last year are as shown below:

Table 4: Monthly Comparison of Sales for Residential, LT (Others) and HT Category

Particulars	LT - Residential (MU)	LT Others (MU)	HT (MU)	Total (MU)
Apr-20	149.90	114.49	39.19	303.58
Apr-21	180.21	126.59	48.81	355.61
May-20	158.43	98.95	42.73	300.11
May-21	199.05	108.25	49.44	356.73
April 20 – May 20	308.33	213.44	81.92	603.69
April 21 – May 21	379.26	234.83	98.25	712.34

- 3.8 The Commission observes that overall sales for the month of May, 21 are higher than May, 20 mainly due to higher sales in all categories as compared to last year except LT II - Commercial (B) >20 kW and <50 kW and (C) above 50 KW, LT III (B) - Industry > 20 kW and LT IV – Public services (Others). This is due to the fact that sales were lower last year due to restrictions of Covid-19 and almost 64% of sales was estimated sales in May, 20.
- 3.9 The Commission has observed and sought justification with regards to reduction in Sales to LT Commercial which has been reduced by 25% for the month of May'2021 as compared to April'2021. In response to data gaps raised by the Commission, BEST stated that the reduction is a result of lower activities in Commercial premises arising out of further stricter restrictions (lockdown) placed by Govt. of Maharashtra in the Mumbai city from 15th April'2021 under Covid-19 pandemic. The Commission noted the submission of BEST.

4. Power Purchase Details

- 4.1 The Commission has approved following sources in the Tariff Order for power purchase by BESTs.
- Tata Power Company Ltd. (TPC-G)
 - Manikaran Power Limited
 - Renewable Energy (Solar and Non-Solar)



d) Short Term Sources (Bilateral and Power Exchange).

4.2 In addition to the aforesaid, there may be some variation in real time (unscheduled interchange) which will be settled through Balancing and Settlement Mechanism as approved by the Commission.

4.3 Summary of Power Purchase for BEST is as follows:

Sr. No.	Particular	Compliance			
1	Sources of approved Power Purchase	BEST has purchased power from approved sources.			
2	Merit Order Dispatch	BEST has followed merit order for scheduling of power and preference was given to cheapest power.			
3	Fuel Utilization Plan	Existing contracts of TPC-G at the time of issue of tariff order has expired in July 2020. TPC-G has entered into new coal contracts for 2.2 MT for 2 years further extendable by 2 years as per directions of the Commission in TPC-G MYT Order through Competitive Bidding.			
4	Pool Imbalance	BEST has supplied 11.13 MU to the imbalance pool due to lower demand and also due to higher scheduling of power as per state MOD.			
5	Sale of Surplus Power	BEST has not undertaken sale of any surplus power.			
6	Power Purchase	Actual Net Power Purchase is 394.66 MU as against approved 420.71 MU due to lower sales			
7	Source wise Power Purchase				
		Source Name	Approved (MU)	Actual (MU)	Proportion of each Source in Actual Purchase
		TPC-G	304.72	316.57	80.21%
		Manikaran Power	62.05	69.57	17.63%
		RE Sources	2.63	3.03	0.77%
		Net Short Term	51.32	5.49	1.39%
		Imbalance Pool		-	0.00%
		Total	420.71	394.66	100.00%
8	Power Purchase: a. Section 62 of Electricity Act, 2003	BEST is procuring power from only one source i.e. TPC-G under Section 62 of EA, 2003. As part of verification of fixed cost claimed by BEST, the same has been verified from the BEST MYT Order in Case No.324 of 2019.			



Sr. No.	Particular	Compliance
	b. Section 63 of Electricity Act, 2003	As part of verification of energy charges claimed by BEST, verification of operational parameters, fuel cost, GCV etc. vis-à-vis the MYT Order/Tariff Regulations is carried out The Power procurement from Manikaran Power is through competitive bidding and as approved by Commission. Cost and MUs verified as per Invoice
9	RE Purchase	Cost and MUs verified as per Invoice
10	Short Term Power Purchase	Short-term power purchase invoices of May 2021 are submitted by BEST. All the power purchase quantum and rate are verified from the invoices and has been considered for FAC calculation.

4.4 **The BEST has purchased 394.66 MU as against approved 420.71 MU from the sources approved by the Commission.** The reduction in Power Purchase is due to reduction in sales of BEST as compared to approved Sales in the month of May 2021.

4.5 The following table show the variation in average power purchase cost (Rs/kWh) for the month of May, 2021 submitted by BEST as compared to average power purchase cost approved in Tariff Order:

Table 5: Approved and Actual Power Procurement source wise for the Month of May 2021

Particulars	Tariff Order Dated 30.03.2020			Actual for May, 2021 as submitted by BEST		
	FY 2021-22 – Approved					
	Net Purchase – Monthly*	Cost	Average Power Purchase Cost	Net Purchase	Cost	Average Power Purchase Cost
	MU	Rs. Crore	Rs/kWh	MU	Rs. Crore	Rs/kWh
TPC-G	304.72	140.09	4.60	316.57	134.21	4.24
Manikaran	62.05	27.40	4.42	69.57	27.54	3.96
RE Power	2.63	2.24	8.56	3.03	2.59	8.56
REC		5.96	1.00			
Short Term	51.32	20.52	4.00	5.49	1.67	3.05
Imbalance Pool				-	-	-
Gross Total	420.71	196.23	4.66	394.66	166.02	4.21
Less: Sale of Power to IEX				-	-	-
Net Power Procurement	420.71	196.23	4.66	394.66	166.02	4.21

*- Although, power purchase quantum is not approved on monthly basis, the monthly quantum is arrived at based on yearly approved quantum and shown for comparison purpose only



5. Power Purchase Cost

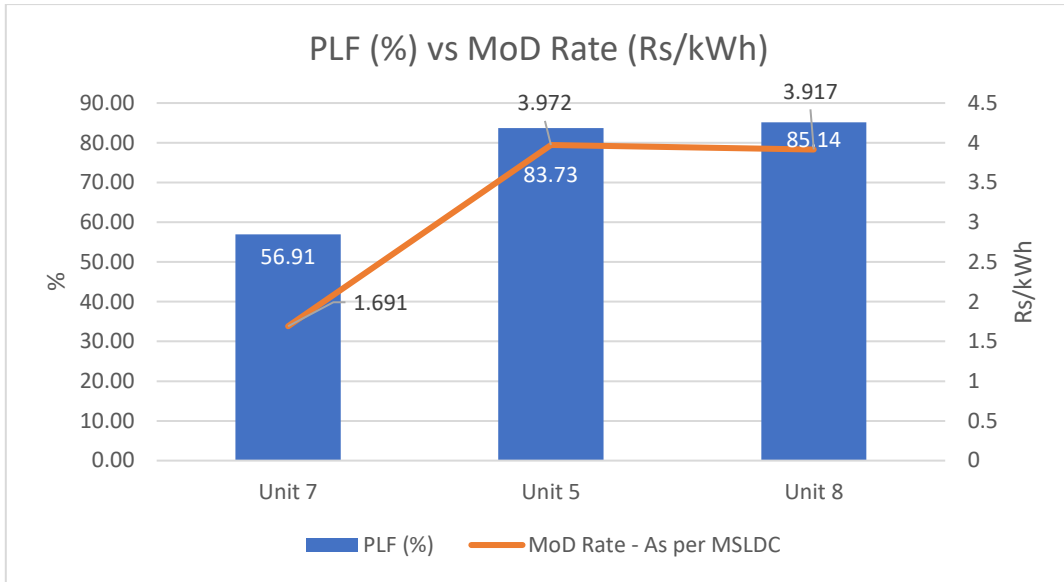
- 5.1 The Commission has sought detailed bills/invoices for all of the power purchase sources in order to verify the claim of BEST with regards to average power purchase cost for the month of May, 2021. The Commission has verified the Net Purchase, Variable Cost, Fixed Charge and the Power Purchase Cost from the relevant bills/invoices received for all purchasing sources. BEST has purchased power from approved sources as per the Tariff Order.

TPC-G

- 5.2 The Commission in its order dated 2 January, 2019 in Case No 249 of 2018 has allowed BEST to extend its existing PPA for 676.69 MW for a period of five years from 1 April, 2019 to 31 March, 2024. In line with the said Order, BEST share is 51.17% of the total capacity of TPC-G Unit 5, 7 and Hydro whereas its share is 40% in TPC-G Unit 8.
- 5.3 Since BEST and TPC-D have same generating source i.e. TPC-G, BEST has submitted and relied upon TPC-D's FAC submissions in respect of TPC generating units (TPC-G) to the extent they are relevant to BEST. Analysis of TPC-D's FAC submission for May 2021 in respect of TPC-G's supply has already been undertaken while approving FAC submission of TPC-D for May 2021. Accordingly, the Commission has considered the said submissions of TPC-D in respect of TPC-G.
- 5.4 TPC-G Units 5, 7 and 8 have declared Availability of more than 96% which is higher than the normative Availability of 85%. It is observed that Unit-7 having lowest rate in MOD has lower PLF than Unit 8 having higher MOD rate. In response to data gaps raised by the Commission, TPC-D submitted that PLF of Unit-7 was lower due to lower APM gas availability. RLNG was available but was not used considering the high cost of generation and to optimise the power purchase cost. The graph showing the comparison of Variable Cost in MoD Stack and monthly PLF for TPC-G thermal/gas units is given below:

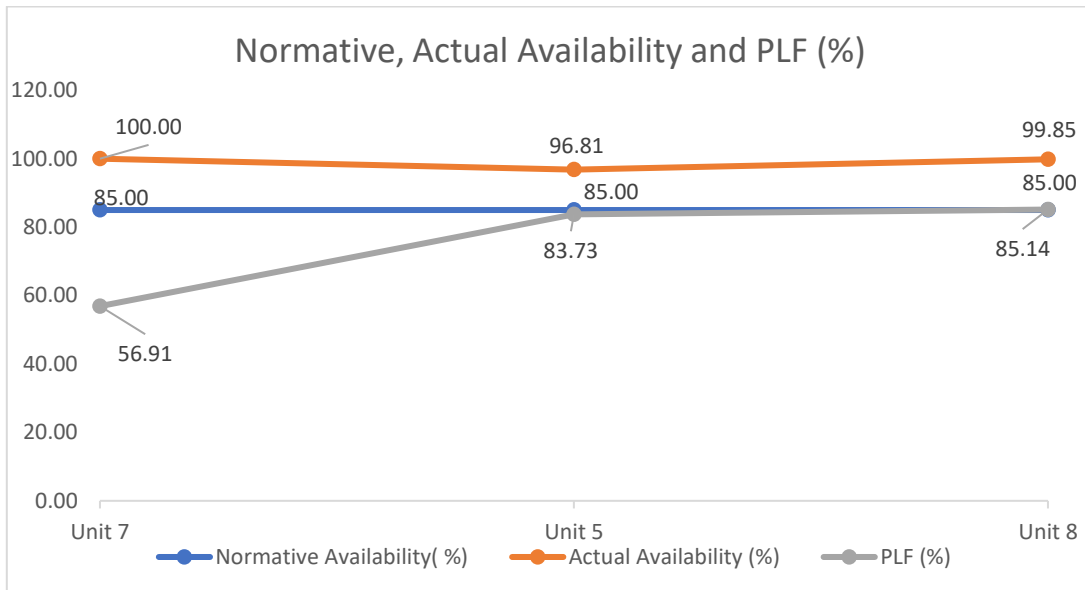


Figure 1: PLF of TPC Generating Units



5.5 All the Units of TPC-G were available during the given period. TPC-G Unit 7 and Unit 8 has declared Availability of 100% and 99.64% respectively, whereas Unit 5 have declared availability of 96.81%. The graphical comparison of normative availability and actual availability for the month of May 2021 is as given below:

Figure 2: PAF and PLF of TPC Generating Units

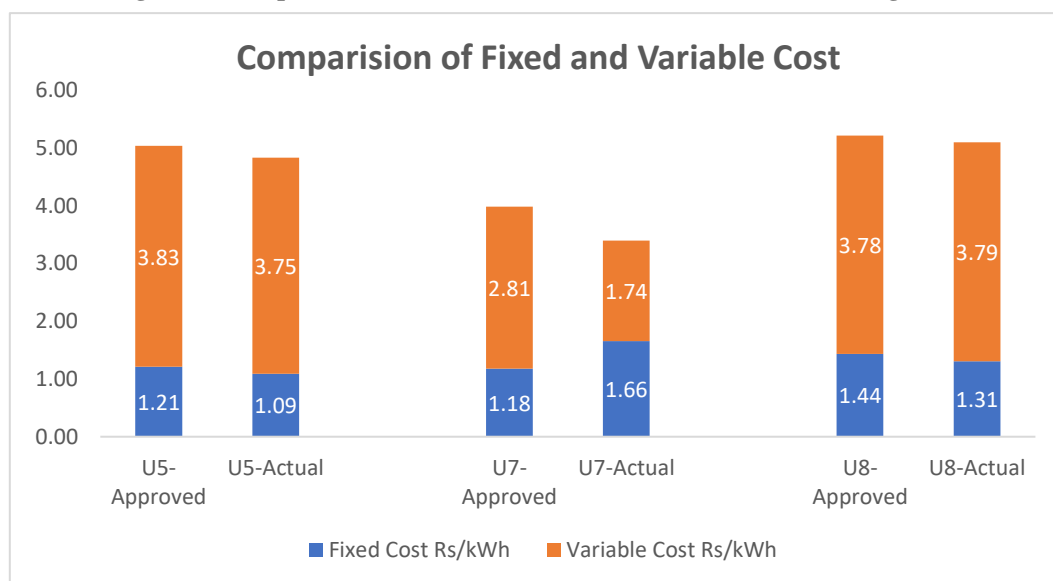


5.6 The entire monthly fixed cost was payable in line with MYT Regulations, 2019 as the cumulative plant availability was higher than the normative availability of 85%. It is observed that Unit 5 and 8 have higher PLF resulting in lower fixed cost per unit than approved by the Commission. Also, the variable cost of the said units is lower than the approved cost. In respect of Unit 7, the PLF was lower due to shortfall in APM gas



resulting in higher fixed cost per unit, however same is offset by lower variable cost. The comparison of Actual and Approved Fixed and Variable Cost of Units as shown in the graph below shows the impact of fixed cost due to actual generation.

Figure 3: Comparison of Fixed and Variable Cost of TPC Generating Units



5.7 The Availability of TPC-G units as compared to last year is as given below:

Table 6: Availability of TPC-G plant for the month of May 2021

TPC-G Units	Availability – May 2021	Availability – May 2020
Unit 5	96.81%	99.41%
Unit 7	100%	100%
Unit 8	99.85%	100%

5.8 The Commission has observed that **BEST has purchased 316.57 MU from TPC-G as against monthly approved quantum of 304.72 MU.** Further, the Commission has verified that the payment of Fixed Charges for all the Thermal/Gas Units as well as Hydro Units have been worked out based on the cumulative availability as per the provisions of MYT Regulations, 2019.

5.9 The Commission in its Order dated 30 March, 2020 in Case No 300 of 2019 in respect of Fuel Utilisation Plan of TPC-G as held as follows:

“7.17.7 Regarding the imported coal, it is submitted that Thermal Generating Station at Trombay needs ultra-low sulphur, low ash and Mid GCV coal to adhere with the stringent environment norms. Since, PPAs were not finalised during the year 2019 and there was uncertainty with respect to future tie-ups, the coal tie-ups were done only for a period of one year. The long term contract with Adaro is valid till 2020. Also, annual contract with Kideco and with Avra are valid upto July 31, 2020.

7.17.8 Regarding further fuel arrangement, the Commission notes the TPC-G’s submission that, existing PPAs are valid till March 31, 2024 and hence, it is exploring



the options to tie up Coal on annual basis or on term basis, to get competitive prices for the required quantity in the best interest of consumers.

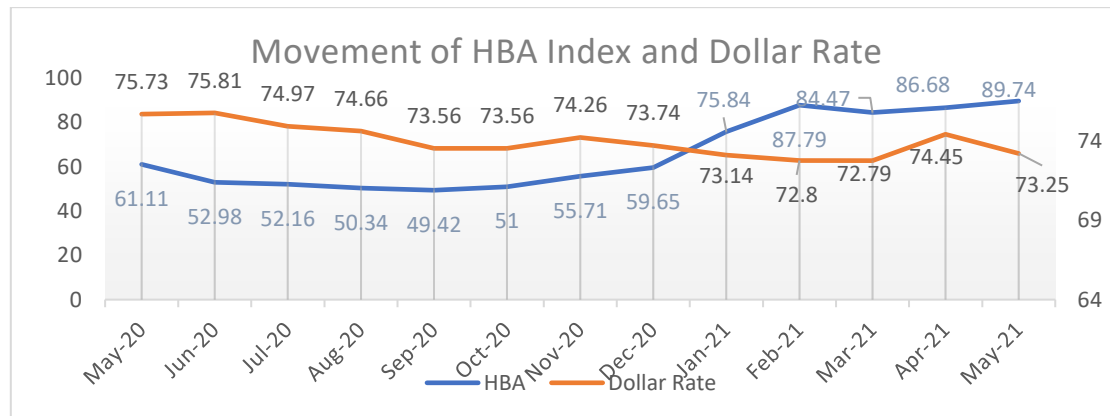
7.17.9 As regards Gas Contract, the Commission notes that existing APM gas Contract with GAIL is valid upto December 31, 2020. TPC-G submitted that it will be approaching GAIL for renewal of the contracts for further period as per usual practice.

7.17.10 It is the primary responsibility of Generating Companies to ensure supply of fuel for operation of the plant However, the Commission, in the present Order, has reviewed the fuel arrangement to ensure the availability of plant. Further, TPC-G has tied up its capacity with BEST and TPC-D, which are supplying power to Consumers in Mumbai city. The Commission notes that TPC-G has entered into Fuel Supply arrangement for shorter period in view of uncertainty of PPAs. The existing Coal contracts are valid upto July & August 2020 and Gas Contract upto December 2020. There is limited time available for entering into Fuel Supply contract. Hence, the Commission directs TPC-G to enter into fuel supply contracts or arrangement so as to ensure the supply of fuel till the validity of PPA, i.e., upto March 31, 2024 through transparent process of Competitive Bidding. Further, TPC-G is directed to submit its Status report, on arrangement of Fuel Supply for future period, to the Commission within three (3) months from the date of this Order.”

- 5.10 TPC-G’s existing contracts for coal purchase expired in July 2020. Vide its letter dated 8 July, 2020, TPC-G informed that it has entered into coal contracts for 2.2 Million MT for two years from 1 August, 2020 onwards and further extendable by two years through competitive bidding. The Commission notes that the purchase of coal has been from the contracts entered into by TPC-G. The existing contracts which were approved by the Commission in the MYT Order as part of Fuel Utilisation Plan have expired and new contract have been entered through Competitive Bidding. Accordingly, the new contracts for purchase of imported coal will now be considered as part of Fuel Utilisation Plan.
- 5.11 **The APPC for TPC-G, which generates power on Imported Coal, Domestic Natural Gas (under APM mechanism), Oil (LSHS), imported RLNG and hydro has been worked out at Rs. 4.24/ kWh as against the approved rate of Rs. 4.60/kWh.**
- 5.12 **The variation in APPC is mainly on account of fixed charge payment as explained in paragraph above and also due to lower price of fuel for May, 2021. The landed cost of coal for energy charge computation as claimed by TPC-G is Rs. 6747.57/MT as compared to approved rate of Rs. 6907.09/MT.** It can be seen that the actual landed price is lower as compared to approved rate in the Tariff Order. Further, there has been increasing trend to increase in the imported coal price primarily attributed to demand supply position of the global coal market which is reflected in the HBA index for the last few months. HBA index was the highest in May, 21 as compared to last 12 months. A declining trend is seen in the Dollar Exchange rate as compared to previous month. It is also observed that there is reduction in price of APM Gas to Rs. 10,788.28/SCM as compared to approved rate of Rs.17,653.75/SCM.



5.13 TPC-G mainly procures imported coal from Indonesian market. As per the Contract, the coal reference price is HBA index i.e., Harga Batubara Acuan for Indonesian coal which is set by Ministry of Energy and Mineral Resources (Indonesia). The Commission has sought for prevailing HBA index during the aforesaid period along with the detailed computation of FOB price at which the coal has been procured by TPC-G. The graph below shows the trend of HBA index which is considered by TPC-G for energy charge calculations. It can be observed that the HBA index has witnessed substantial increase from February, 2021 onwards. Also, the Dollar Exchange rate has witnessed a sharp surge in April, 2021. However, in May 2021, though there was a appreciation in rupee, the rate were still higher than February and March 2021.



* - HBA indices at 6,322 kcal/kg GAR coal with 8% total moisture, 15% ash as received and 0.8% sulphur
 \$ - Dollar Rate source - www.x-rates.com (Average rate for the month for representation purpose and may not be a reference rate at which Coal is procured)

5.14 The Commission has also sought for coal purchase bills considered for May 2021. The Commission has scrutinised the bills submitted and computed the purchase price of coal for the month of May 2021 as shown in Table below:

Table 7: Computation of Purchase price of Coal by TPC-G for the month of May 2021

Date	Invoice QTY	GCV	HBA	Correction as per FSA	Invoice Rate	Coal Cost	Freight Rate	BF Correction	Freight Payable	Total Coal Cost	
										MT	kcal/kg
A	b	c	D	e	f	g	H	I	J	k	l
13-04-2021	60297	4848	86.68	27.24	59.44	3584054	10.57	0.65	598146	4182200	69.36
22-04-2021	53056	4847	86.68	27.17	59.51	3157363	10.57	0.64	526846	3684209	69.44
29-04-2021	62400	4863	86.68	26.83	59.85	3734640	10.57	0.46	630864	4365504	69.96
07-05-2021	51809	4953	89.74	24.63	65.11	3373284	10.57	0.52	520680	3893964	75.16
Total	227562	4876	87.38	26.52	60.86	13849340	10.57	0.57	2276537	16125877	70.86

5.15 TPC has submitted the detailed coal computation for the coal purchased in May, 2021 and also the reconciliation of coal cost considered in Form F12 along with each coal invoice. The coal cost is arrived on the basis of Goods Receipt Note (GRN) in the SAP system which is dependent on the rate of coal purchase (in Rs./MT or USD/MT) considered at the time of coal order (PO) booking. However, the coal cost mentioned in the coal invoice is as per the base price of coal purchase (in Rs./MT or USD/MT) arrived on the basis of actual gross calorific value, Moisture content, Ash content, Sulphur



content, HBA indices etc. Once the invoice is booked in the SAP system after GRN of full coal quantity of a shipment, the cost as per coal invoice gets booked against each shipment in the SAP system in order to make payment to the supplier. To facilitate this, the difference between coal cost in Goods Receipt Note (GRN) and coal cost in the invoice is booked as adjustment entry in the SAP. Hence, the coal inventory gets valued ultimately at the invoice values and at the coal purchase rate (in Rs./MT or USD/MT) prevailing on the date of billing.

- 5.16 Further, as the coal purchase during a month is generally not utilised in the same month, hence, there is a variation in above computed coal price vis-à-vis coal price as considered by TPC-G for energy charge calculations. The cost of coal for energy charge computation pertains to coal consumed during the respective months which is arrived based on the actual cost of coal inventory as well as the purchased coal cost received in the coal yard.
- 5.17 Apart from above, the Commission has also sought for third party sampling report for GCV verifications. TPC-G has submitted the third-party sampling certificate for the respective period. The Commission has verified the document submitted and found to be in order. TPC-G has also considered the stacking loss as per norms approved by the Commission while computing the Energy Charges.
- 5.18 From the Table above, the basic purchase cost of imported coal including freight during the month of May, 2021 as per bills submitted worked out at USD 70.86/MT. TPC has booked Rs. 5314.41/MT (i.e. Rs. 4508.56/MT for Coal and Rs. 805.84/MT for freight). Also, other coal handling charges such as insurance, handling and wharfage charges, taxes and duties, clean energy cess and other miscellaneous charges considered by TPC-D are in line with the average prices approved in the previous quarters and accordingly, the total landed cost of coal arrived is Rs. 7092.54/MT. Accordingly, the break-up of the cost as submitted by TPC-D and as considered by the Commission against the procurement of coal for the month of May, 2021 is as given below:

Table 8: Break-up of Coal Cost for the month of May 2021 for TPC-G

Sr. No	Particular	Source / Formula	units	As Submitted – Coal Cost	As Approved – Coal Cost
1	Basic Coal cost + Freight in Rs.	As submitted	Rs./MT	5,314.41	5,314.41
2	Excise + Custom Duty + CE Cess+ Insurance	As submitted	Rs./MT	712.10	712.10
3	Handling and Wharfage	As submitted	Rs./MT	639.79	639.79
4	Other Fuel Handling Charges	As submitted	Rs./MT	403.54	403.54
5	Other Adjustment	As submitted	Rs./MT	22.71	22.71
6	Total as per Form 12	Sum(3:7)	Rs./MT	7,092.54	7,092.54

- 5.19 It is observed that there is difference in coal cost considered in Form 11 and Form 12. TPC submitted that the difference in the cost is due to Foreign exchange variation due to difference in dollar rate at the time of booking of Purchase Order and the actual payment



made to vendor and the employee cost. Accordingly, the coal consumption cost considered by the Commission as per Form 11 is as given below:

Table 9: Coal Consumption Cost for the month of May 2021 of TPC-G

Particulars	Units	TPC Submission	As Approved
Form F12 - Coal Consumption Cost	Rs/MT	6991.13	6991.13
Foreign Exchange Rate Variation	Rs/MT	(357.32)	(357.32)
Employee Cost	Rs/MT	113.75	113.75
Form F11 - Coal Consumption Cost	Rs/MT	6747.57	6747.57

5.20 In view of the above, the Commission has considered APPC of Rs 4.24/kWh as against approved rate of Rs. 4.60/kWh for power purchased from TPC-G. The APPC is lower mainly due to lower fixed Cost of power purchased from Unit-5, and Unit-8 and lower variable cost of Unit-5 & 7.

5.21 Variation in power purchase expenses from TPC-G can be divided on account of change in quantum and per unit rate as follows:

Month	Increase in Expenses for power purchase from TPC-G (Rs. Crore)		
	On Account of change Quantum of Power Purchase	On Account of change in Per Unit rate of Power Purchase	Total
May 2021	5.02	(10.91)	(5.88)

Out of above, variation on account of increased per unit rate is only considered for FAC computation.

Manikaran Power Limited (Medium Term PPA)

5.22 The Commission in its Order in Case No. 249 of 2018 dated 2 January, 2019, allowed BEST to tie up 100 MW Power with M/s. Manikaran Power Ltd. through M/s. Sai Wardha Power Generation Ltd for 5 years from 1 April, 2019 to 31 March, 2024 and accordingly Medium Term PPA was signed on 24 May 2019.

5.23 The Commission has noted that there was delay in signing of agreement along with subsequent events as stated by BEST in its MYT Order which has led to the power supply not commencing on 1 April, 2019. However, the power supply has started from April 2020 which was envisaged at the time of issue of Tariff Order.

5.24 As submitted by BEST, it has purchased 69.579 MU at average rate of Rs. 3.96/kWh as against approved rate of Rs. 4.42/kWh. The reduction in rate is due to higher Availability and PLF of the said plant which has resulted in higher quantum above 85% PLF being available at only Variable Charge and Incentive as per terms of the PPA. The incentive is payable at the rate of 50% of the Fixed Charge for Availability in excess of Normative Availability and shall be payable only to the extent of despatch of the power station above Normative Availability.



5.25 Accordingly, the Commission has considered the said purchase from Manikaran Power Limited for the month of May 2021 as per invoice submitted by BEST. The details of approved v/s actual are as shown in the table below:

Table 10: Power Procurement from Manikaran Power Limited for the month of May 2021

Source	Power Purchase Quantum (MU)	Fixed Cost (Rs. Crore)	Fixed Cost (Rs./kWh)	Variable Cost (Rs. Crore)	Variable Cost (Rs./kWh)	Total Cost (Rs. Crore)	APPC (Rs./kWh)
Approved	62.05	14.62	2.36	12.78	2.06	27.40	4.42
Actual	69.57	12.65	1.82	14.90	2.14	27.54	3.96

5.26 Variation in power purchase expenses from Manikaran Power Limited (MPL) can be divided on account of change in quantum and per unit rate as follows:

Month	Increase in Expenses for power purchase from MPL (Rs. Crore)		
	On Account of change Quantum of Power Purchase	On Account of change in Per Unit rate of Power Purchase	Total
May 2021	2.98	(2.84)	0.14

Out of above, variation on account of increased per unit rate is only considered for FAC computation.

Renewable Sources

5.27 BEST has entered into Long term PPA for 20 MW with M/s Walwahn Solar MH Ltd (earlier Welspun) to meet its Solar RPO. The Commission in the Tariff Order has approved the purchase of solar power from the said PPA at Rs. 8.56/kWh.

5.28 Further, the Commission has also approved annual purchase of non-solar and solar REC's at Floor Price of Rs.1.00/kWh for approximately 716 MUs towards shortfall in meeting RPO.

5.29 **BEST has purchased 3.03 MU of Solar Power at Rs 8.56/kWh for May 2021 from M/s. Walwahn Solar MH Ltd.** The Commission has verified the said purchase from the invoice submitted by BEST and has accordingly considered the said solar purchase for FAC.

5.30 The Commission notes that BEST has not purchased any solar/non-solar REC in the month of May 2021.

5.31 Variation in power purchase expenses from RE Sources can be divided on account of change in quantum and per unit rate as follows:



Month	Increase in Expenses for power purchase from RE Sources (Rs. Crore)		
	On Account of change Quantum of Power Purchase	On Account of change in Per Unit rate of Power Purchase	Total
May 2021	0.35	-	0.35

Out of above, variation on account of increased per unit rate is only considered for FAC computation.

Short Term Purchase

- 5.32 **With regards to short term purchase, BEST has purchased 5.49 MU at average rate of Rs. 3.05/kWh as compared to approved rate of Rs. 4.00/kWh.** The overall power purchased from Power Exchange was about 1.39% of total power procured (i.e. 5.49 MU out of the Net power purchase of 394.66 MU) during the month of May 2021 mainly to meet the shortfall during day-time. Accordingly, the Commission has considered the power purchased from power exchange.
- 5.33 Considering the prevailing market prices on power exchanges and short-term power procured by BEST to meet its demand from exchange, the Commission has considered the short-term purchase by BEST for May, 2021.
- 5.34 Accordingly, variation in power purchase expenses from Short Term Purchase can be divided on account of change in quantum and per unit rate as follows:

Month	Increase in Expenses for power purchase from Short Term (Rs. Crore)		
	On Account of change Quantum of Power Purchase	On Account of change in Per Unit rate of Power Purchase	Total
May 2021	(13.96)	(4.89)	(18.86)

Out of above, variation on account of increased per unit rate is only considered for FAC computation.

Imbalance Pool

- 5.35 BEST has submitted that it has considered the actual transmission loss of 2.81% for the month of May 2021 and accordingly has computed the quantum of imbalance pool. **Accordingly, it was observed that BEST has injected 11.13 MU to the imbalance pool during the month of May 2021. BEST has not considered any impact of the said pool quantum in FAC Computation.**
- 5.36 The said injection into the pool is result of either decrease in demand of consumers than estimated by the licensee or due to higher generation than scheduled by the generator. In both the scenarios, power incremented in the imbalance pool is not supplied to its consumers.



- 5.37 The present FAC mechanism includes any variation in power purchase cost which includes both Fixed Charges and Variable Charges. The imbalance pool settlement is done considering Variable Charges on monthly basis and Fixed Cost Reconciliation on yearly basis.
- 5.38 Accordingly, considering monthly surplus imbalance pool quantum at provisional variable cost as per FBSM mechanism will increase the overall average power purchase cost which is computed considering both Fixed and Variable Charges, thereby burdening the consumers with FAC. Further, due to historical issues of delay in computing imbalance pool quantum and cost of power, for which appropriate orders are already passed by the Commission, non-consideration of surplus imbalance pool quantum at the time of FAC computation on monthly basis will not have any adverse impact on licensee as it would have anyway paid the entire fixed cost to the generator even if lower quantum of power was supplied. Further, for FAC computation total energy purchased by the licensee is being considered for FAC Computation.
- 5.39 In view of the aforesaid, it would not be prudent to burden the consumers by considering the impact of monthly imbalance pool in FAC computation. Accordingly, to balance overall interest of consumers and licensee, the Commission has not considered the surplus imbalance pool quantum and cost in the monthly FAC computation as it will get adjusted during truing-up of the respective year.

Approved Cost of Power Purchase

- 5.40 In view of the above, the overall cost approved in the Tariff Order and actual for the month of May, 2021 considered by the Commission is as shown below:

Table 11: Approved Power Purchase Cost for the month of May 2021

Particulars	Source	Power Purchase Quantum (MU)	Fixed Cost (Rs. Crore)	Fixed Cost (Rs./kWh)	Variable Cost (Rs. Crore)	Variable Cost (Rs./kWh)	Total Cost (Rs. Crore)	APPC (Rs./kWh)
TPC-G*	Approved	304.72	36.80	1.21	103.29	3.39	140.09	4.60
	Actual	316.57	36.80	1.16	97.41	3.08	134.21	4.24
Manikaran Power*	Approved	62.05	14.62	2.36	12.78	2.06	27.40	4.42
	Actual	69.57	12.65	1.82	14.90	2.14	27.54	3.96
Renewable Power	Approved	2.63	-	-	2.25	8.56	2.25	8.56
	Actual	3.03	-	-	2.59	8.56	2.59	8.56
REC	Approved	-	-	-	5.97	1.00	5.97	1.00
	Actual	-	-	-	-	-	-	-
Short Term Purchase	Approved	51.32	-	-	20.53	4.00	20.53	4.00
	Actual	5.49	-	-	1.67	3.05	1.67	3.05
Sale of Power	Approved	-	-	-	-	-	-	-
	Actual	-	-	-	-	-	-	-
Imbalance Pool	Approved	-	-	-	-	-	-	-
	Actual	-	-	-	-	-	-	-



Particulars	Source	Power Purchase Quantum (MU)	Fixed Cost (Rs. Crore)	Fixed Cost (Rs./kWh)	Variable Cost (Rs. Crore)	Variable Cost (Rs./kWh)	Total Cost (Rs. Crore)	APPC (Rs./kWh)
Total	Approved	420.71	51.42	1.22	144.81	3.44	196.23	4.66
	Actual	394.66	49.45	1.25	116.57	2.95	166.02	4.21

5.41 Considering the above submission, the Commission allows the power purchase quantum of 394.66 MU for total cost of Rs. 166.02 Crore at average power purchase cost of Rs. 4.21/kWh for the month of May, 2021 as shown in Table above. The variation in power purchase cost is mainly on account of lower cost of power purchase from TPC-G, Manikaran Power and short-term power, as already explained in para above. The actual purchase for same month in FY 2020-21 i.e. May 2020 was 359.08 MU and power purchase cost was Rs. 146.22 Crore with APPC of Rs. 4.07/kWh.

Summary

5.42 To summarise, BEST has optimised its overall power purchase cost by taking following actions:

- Unit 5 and 8 is run at higher PLF among all the thermal/gas generators under Section 62 of the Act
- Entire power purchased from Manikaran Power Ltd. to the extent of its Availability having the least Variable Cost in MOD.
- Short Term power procurement at lower rate as compared to approved rate of Rs. 4/kWh

6. FAC on account of fuel and power purchase cost (F)

6.1 The Commission has worked out the average power purchase cost for the month of May, 2021 as shown in above table. The same has been compared with the average power purchase cost approved by the Commission in Tariff Order dated 30 March, 2020 and accordingly arrived at differential per unit rate at which Z_{FAC} is to be passed on to the consumers.

6.2 It is noted that BEST has incurred the per unit Power Purchase cost which is lower than the limits Approved per unit Power Purchase Cost hence the Z_{FAC} worked out by the Commission on account of difference in power purchase cost for the month of May, 2021 is negative as shown in the Table below.

Table 12: Computed Z_{FAC} for the month of May 2021

S. No.	Particulars	Units	May 2021
1	Average power purchase cost approved by the Commission	Rs./kWh	4.66



S. No.	Particulars	Units	May 2021
2	Actual average power purchase cost	Rs./kWh	4.21
3	Change in average power purchase cost (=2 -1)	Rs./kWh	(0.46)
4	Net Power Purchase	MU	394.66
5	Change in fuel and power purchase cost (=3 x 4/10)	Rs. Crore	(18.07)

7. Adjustment for over recovery/under recovery (B)

7.1 The adjustment for over recovery/under recovery has to be done for the (n-4) month as per provisions of MYT Regulations, 2019. As FAC levied for the month of January 2021 was nil, there would not be any adjustment factor for the month of May 2021 while computing the allowable FAC.

8. Carrying Cost for over recovery/under recovery (B)

8.1 As explained in the above paragraph in absence of any adjustment factor for previous month, there is no carrying cost which is to be allowed in FAC for the month of May, 2021.

9. Disallowance due to excess Distribution Loss

9.1 Regulation 10.8 of MYT Regulations, 2015 provides for FAC amount to be reduced in case the actual distribution loss for the month exceeds the approved distribution loss. The relevant extract is reproduced as follows.

“10.8 The total Z_{FAC} recoverable as per the formula specified above shall be recovered from the actual sales in terms of “Rupees per kilowatt-hour”:

Provided that, in case of unmetered consumers, the Z_{FAC} shall be recoverable based on estimated sales to such consumers, computed in accordance with such methodology as may be stipulated by the Commission:

Provided further that, where the actual annual sliding distribution losses of the Distribution Licensee exceed the level approved by the Commission, the amount of Z_{FAC} corresponding to the excess distribution losses (in kWh terms) shall be deducted from the total Z_{FAC} recoverable”

9.2 The following table provides the comparison of approved and actual distribution loss and disallowance due to excess distribution loss if any.

Table 13: Distribution Loss for the month of May 2021

S. N	Particulars	Units	Approved	May 2021	Actual upto
------	-------------	-------	----------	----------	-------------



			in Tariff Order	- Actual	May 2021
1	Net Energy Input at Distribution Voltage	MU	4,888.10	372.76	738.04
2	BEST Retail Sales	MU	4,683.78	356.73	712.34
3	Distribution Loss (1 - 2)	MU	204.32	16.03	25.70
4	Distribution Loss as % of net energy input (3/1)	%	4.18%	4.30%	3.48%
5	Excess Distribution Loss = [Actual Distribution Loss (4) - Distribution loss approved (4)] x Net Energy Input (1)	MU	-	-	-
6	Disallowance of FAC due to excess Distribution Loss	Rs. Crore	0	0	0

9.3 As seen from the above table, for the month of May, 2021, the standalone distribution loss is 4.30% which is higher than the approved distribution loss of 4.18%, however the cumulative loss is 3.48% which is lower than the approved distribution loss. Also, for the month of May 2021, the Commission observes that only 2.03% of the consumption i.e. 7.24 MU is billed on estimated basis.

9.4 Further, the comparison of Distribution Loss for the May 2021 as compared to last year is as given below:

Table 14: Monthly Distribution Loss of FY 2020-21 and FY 2021-22

Particulars	Approved Loss	April	May	Cumulative upto May
FY 2021-22	4.18%	2.65%	4.30%	3.48%
FY 2020-21	4.18%	2.79%	13.92%*	8.66%

*- Estimated billing undertaken due to widespread pandemic of COVID-19

9.5 **The Commission has not worked out any disallowance on account of excess Distribution Loss as cumulative actual loss is lower than approved loss and also the standalone FAC for the month of May, 2021 is negative.**

10. Summary of Allowable ZFAC

10.1 The summary of the FAC amount as approved by the Commission for the month of May, 2021 is as shown in the Table below.

Table 15: Summary of Allowable Z_{FAC} for May, 2021

S. No.	Particulars	Units	May 2021 - As per BEST	May 2021 - As Approved
1	Calculation of ZFAC			
1.1	Change in cost of generation and power purchase attributable to Sales within the License Area (F)	Rs. Crore	(18.07)	(18.07)
1.2	Carrying cost for over-recovery/under-recovery (C)	Rs. Crore	-	-



S. No.	Particulars	Units	May 2021 - As per BEST	May 2021 – As Approved
1.3	Adjustment factor for over-recovery/under-recovery (B)	Rs. Crore	-	-
1.4	ZFAC = F+C+B	Rs. Crore	(18.07)	(18.07)
2	Calculation of Per Unit FAC			
2.1	Energy Sales within the License Area	MU	356.73	356.73
2.2	Excess Distribution Loss	MU	-	-
2.3	ZFAC per kWh	Rs./kWh	(0.51)	(0.51)
3	Allowable FAC			
3.1	FAC disallowed corresponding to excess Distribution Loss [(2.2 x 2.3)/10]	Rs. Crore	-	-
3.2	FAC allowable [1.4-3.1]	Rs. Crore	(18.07)	(18.07)
4	Utilization of FAC Fund			
4.1	Opening Balance of FAC Fund	Rs. Crore	(296.20)	(296.20)
4.2	Holding Cost on FAC Fund	Rs. Crore	(2.01)	(2.01)
4.3	Z _{FAC} for the month (Sr. N. 3.2)	Rs. Crore	(18.07)	(18.07)
4.4	Closing Balance of FAC Fund	Rs. Crore	(316.28)	(316.28)
4.5	Z _{FAC} leviable/refundable to consumer	Rs. Crore	-	-
5.0	Energy Sales within the License Area	MU	356.73	356.73
6.0	ZFAC per kWh [(4.5/5.0)*10]	Rs./kWh	-	-
7.0	Total FAC based on category wise and slab wise allowed to be recovered in the billing month of July 2021	Rs. Crore	-	-
8.0	Carried forward FAC for recovery during future period (4.5-7.0)	Rs. Crore	-	-

10.2 BEST has considered the holding cost considering the MCLR + 150 basis points. This turns out to be 8.50% for May 2021 and holding cost worked out is Rs. 2.01 Crore which is also approved by the Commission. The holding cost as calculated will be contributed to the FAC fund and is outlined as below:

Table 16: Calculation of Holding Cost for the month of May 2021

Calculation of Carrying Cost	
Month	May-21
Op. Balance	(284.40)
FAC fund of the Month	(18.07)



Cl. Balance	(302.46)
Interest Rate	8.50%
Interest for the month	(2.01)
Cumulative Interest till previous month	(11.80)
Cumulative Interest till Current Month	(13.82)
Total	(316.28)

10.3 It can be seen from the above table that standalone FAC for the month of May, 2021 is Rs. (18.07) Crore. As the FAC is negative, the said amount will be accumulated in FAC Fund for stabilisation of FAC rate over the period.

11. Recovery from Consumers:

11.1 Regulation 10.9 of MYT Regulations, 2019 provides for methodology of recovery of FAC charge from each category of consumers. The relevant extract is reproduced as below.

“10.9 The ZFAC per kWh for a particular Tariff category/sub-category/consumption slab shall be computed as per the following formula: —

$$Z_{FAC\ Cat} (Rs/kWh) = [Z_{FAC} / (Metered\ sales + Unmetered\ consumption\ estimates + Excess\ distribution\ losses)] * k * 10,$$

Where:

$Z_{FAC\ Cat}$ = Z_{FAC} component for a particular Tariff category/sub-category/consumption slab in ‘Rupees per kWh’ terms;

k = Average Billing Rate / ACOS;

Average Billing Rate = Average Billing Rate for a particular Tariff category/sub-category/consumption slab under consideration in ‘Rupees per kWh’ as approved by the Commission in the Tariff Order:

Provided that the Average Billing Rate for the unmetered consumers shall be based on the estimated sales to such consumers, computed in accordance with such methodology as may be stipulated by the Commission:

ACOS = Average Cost of Supply in ‘Rupees per kWh’ as approved for recovery by the Commission in the Tariff Order:

Provided that the monthly Z_{FAC} shall not exceed 20% of the variable component of Tariff or such other ceiling as may be stipulated by the Commission from time to time:



Provided further that any under-recovery in the Z_{FAC} on account of such ceiling shall be carried forward and shall be recovered by the Distribution Licensee over such future period as may be directed by the Commission....”

11.2 The Commission had invoked power of removing difficulties under MYT Regulation, 2019 and made following changes for computation of FAC.

8.2.15.4 Therefore, using its powers for Removal of Difficulties under Regulations 106 of MYT Regulations, 2019, the Commission is making following changes in FAC mechanism stipulated under Regulation 10 of MYT Regulations, 2019:

a. Distribution Licensee shall undertake computation of monthly FAC as per Regulation 10 of the MYT Regulations, 2019 except for treatment to be given to negative FAC as follows:

- i. Negative FAC amount shall be carried forward to the next FAC billing cycle with holding cost.*
- ii. Such carried forward negative FAC shall be adjusted against FAC amount for the next month and balance negative amount shall be carried forward to subsequent month with holding cost.*
- iii. Such carry forward of negative FAC shall be continued till the accumulated negative FAC becomes 20% of monthly tariff revenue approved by the Commission in Tariff Order. In case of BEST such limit shall be Rs. 59 Crore. Any accumulated amount above such limit shall be refunded to consumers through FAC mechanism.*
- iv. In case such FAC Fund is yet to be generated or such generated fund is not sufficient to adjust against FAC computed for given month, then Distribution Licensee can levy such amount to the consumers through FAC mechanism.*

11.3 Accordingly, the Commission allows the FAC amount of Rs. (18.07) Crore for the month of May, 2021 to be accumulated as FAC Fund and shall be carried forward to the next billing cycle with holding cost.

11.4 The Commission in its approval for the month of April, 2021 dated 22 July 2021 has directed BEST to carry forward the approved FAC amount of Rs. (296.20) Crore to be accumulated as FAC Fund to be carried forward to the next billing cycle with holding cost. The opening balance of FAC fund along with holding cost is Rs. (298.21) Crore.

11.5 The Commission in its approval for the month of March 2021 dated 24 May 2021 has decided to accumulate the FAC Fund arising out of negative FAC up to March 2023 along with the holding cost. Accordingly, considering the approved standalone FAC amount of Rs. (18.07) Crore for the month of May, 2021 and opening balance FAC Fund of Rs. (298.21) Crore, the total amount of Rs. (316.28) Crore is



accumulated in the FAC Fund. The Commission allows the BEST to carry forward the accumulated FAC fund of Rs. (316.28) Crore to the next billing cycle with holding cost.

11.6 In view of the above, the per unit Z_{FAC} for the month of May, 2021 to be levied on the consumers of BEST in the billing month of July, 2021 is Nil.

